

# 2025 Awards Luncheon

*March 2026*

Another fabulous luncheon was served up by our renowned cooks who served us Three Sisters Soup (made by Melody), Fish Chowder (Marj), Sauerkraut Soup (Kelli), Squash Soup, Sausage/Potato/Kale Soup (Diana), St. Paul's Soup (Carol B), Butternut Squash Soup (Beatrice), Chicken Noodle Soup (Reggie), Chili (Skip), Hot Soup (John), Chicken Taco Soup (Laura), German Cabbage Soup (Phyllis). Desserts were provided by Gini, Julie H, Cary, Shelly, Karen T, Camille, Steve, Margie, Sue S. We needed divided bowls or cups to sample them all. Not a bad spoonful in the bunch!



**Scoop o' Dirt**  
**Yakima County Master Gardener News**

# Program Awards

## *Longevity Awards*


**25 Years**  
**Rae Ellen Bower**



**20 Years**  
**Dick Larson**



**15 Years**  
**Lori Fisk**



**10 Years**

**Dee Adams**

**Diane Berthon**

**Guillermo Rivero**

**Melody Westmoreland**



**5 Years**

**Dan Fortier**

**Karen Fortier**

**Janice Miller**

**Rick Russell**

**Camille Smith**

**Ana Villasenor**


**Mike Woods**



# ***Yakima County Master Gardener Volunteer of the Year: Kelly Klingman***

In nominating Kelly Klingman for Volunteer of the Year, her nominator had this to say about her:

- Kelly took on the YCMG Facebook page, which had over 606,000 views this last year, adding more than 435 new members. She literally posts something on the page every day. Such an increase in community outreach was added by posting all of our garden classes and valuable information about gardening. She even covers and takes pictures of all greenhouse teams' work events and progress each week and posts on Facebook.
- Kelly took on the Youth Team Co-Lead role and had events for kids the last Sunday of every month at the Farmers Market. She also led classes at several schools in the evenings, which many adults attended. For Arborfest at the Yakima Area Arboretum, Kelly and **Jennifer Harris** made a huge mural for the youth to interact with as a learning event in representing Master Gardeners.
- She works at all of the gardens and not only just shows up, but does the heavy lifting, stays late to put away tools, checks on everyone, etc.
- She is a new co-lead for the veggie team this year and is recruiting new volunteers to help.
- She volunteers for all greenhouse teams: the annuals, perennials, herbs, veggies, and even the art team. While working with the art team, she volunteers new ideas, and once again, does a lot of the heavy lifting unloading donations from my truck, moving items around and offering to help whenever she can.
- She submitted over 30 entries of vegetables she grew at home to the Central Washington State Fair and received nearly all first-place awards. This was her first time ever to submit items.
- She promoted the Plant-a-Row program in growing extra items in our gardens and then donating to a food bank. In its first year, I believe this program donated 2,000 pounds.
- At the Fall Symposium, she single-handedly sold the most raffle tickets for the fundraising event, nearly 500 out of 600 tickets.
- She is a mentor for the new interns.
- When I was hospitalized this last spring and unexpectedly missed the plant sale, Kelly stepped up and helped promote the sale of art team items by moving them onto empty tables for better viewing. She helped my co-lead tremendously and just did what needed to be done.



I am so happy and grateful when I see Kelly as I know things will get done. Her presence is always welcoming. She is a pleasure to be around and has a great sense of humor.

# ***Foundation Awards***

**600+ Hours**  
***Darrell Monroe***



**400+ Hours**  
***Kelli Barton***  
***Kelly Klingman***



**300+ Hours**  
***Julie Hunziker***  
***Susie Schauer***  
***Camille Smith***  
***John Strong***



**200+ Hours**  
***Carol Barany***  
***Rhonda Gardinier***  
***Jenny Mansfield***  
***Laura Willett***  
***Reggie Sanderson***  
***Melody Westmoreland***



***Andrea Altmayer***  
***Marjorie Conzatti***  
***Angela Galbreath***  
***Lorie Harrison***  
***Marguerite Kirby***  
***Michelle Murphy***  
***Diana Pieti***  
***Gilbert***  
***Plascencia***  
***Richard Russell***  
***Barbara Schmitt***  
***Debbie Sundlee***  
***Ken Tolonen***  
***Karen Troianello***

**100+ Hours**  
***Diane Berthon***  
***Don Flyckt***  
***Sheila Gunderson***  
***Sarah Judd***  
***Debra Kroon***  
***Annette Olson***

***Skip Brockman***  
***Kim Foster***  
***Mary Hewitt***  
***Mary Kearney***  
***Steve Kuhn***  
***Shelly Oshie***



# ***Special Effort Awards***

## ***Special Recognition in GivePulse:***

***Julie Hunziker, Michelle Murphy***

## ***Excellence in***

## ***Promotion Through Social Media:***

***Kelly Klingman***

## ***Outreach Achievements***

## ***for Symposium 2024 & 2025:***

***John Strong, Melody Westmoreland***

In 2025, our Yakima County Master Gardeners volunteered 11,182 hours to:

- \* Gardens
- \* Public Education
- \* Youth Education
- \* Food Bank Donation
- \* Community Plant Sale

And 1,457 hours of Continuing Education!

Thank you to ALL Master Gardener Volunteers!

## ***!!!Fun Facts!!!***

### ***Which Master Gardener Teams grew in 2025?***

#### ***Speakers Bureau!***

24 classes in 2024

37 classes in 2025

#### ***Answer Clinic!***

1,532 hours in 2024

1,785 hours in 2025

# ***Foundation News***

---

*By Gilbert Plascencia*

## **Foundation Membership: What It Means and Why It Matters**

This month's Foundation News takes a deeper dive into why being a Foundation member matters. Most of you already qualify, and many of you are already members. This is about what membership gives you a voice in, and why it matters.

## **Why Foundation Membership Matters**

The Master Gardener Foundation of Yakima County is the nonprofit that raises and manages funds to support our local WSU Extension Master Gardener Program. The Foundation Board handles the regular business, but Foundation members help guide the big-picture decisions.

Most importantly, members:

- Vote on who serves on the Foundation Board, and
- Vote on the annual Foundation budget.

That budget is what determines how funds raised, especially through the annual plant sale, are used to support things like education, outreach, gardens, and other Program needs. In other words, membership is how Master Gardeners have a voice in how Foundation dollars are used.

## **Foundation Membership at a Glance**

- Active Members are Master Gardeners in good standing and have voting rights.
- Associate Members (trainees, interns, and others) are welcome to participate and share input but do not vote.

There are no annual dues to be a Foundation member. Membership categories and voting rights are set out in the Foundation's Bylaws and are meant to keep decisions about Foundation resources closely tied to active Master Gardeners and the Program.

## **Thinking Ahead to the Plant Sale and Budget Decisions**

As we head into spring, and the annual plant sale, it's worth remembering how these pieces connect. The plant sale is the Foundation's primary fundraiser, and the annual budget, approved by members, sets the framework for how those funds are used in support of the Program.

Over the next couple of months, Foundation News will continue building on this by looking at:

- How plant-sale fundraising turns into Program support, and
- How understanding the different roles we play, whether we are acting as Master Gardeners within the Program or as members of the Foundation, helps everything run more smoothly.

If you are a certified Master Gardener in good standing and not currently a Foundation member, and would like to join, the Foundation membership form is available on the MGs-only page of the Foundation website. Completed forms can be emailed to [membership@yakima.mastergardenerfoundation.org](mailto:membership@yakima.mastergardenerfoundation.org).

If you have questions about joining or want to confirm your membership status please contact Foundation President Rick Russell.

### **Foundation Board**

**President:** Rick Russell

**Vice President:** Dick Larson

**Treasurer:** Gilbert Plascencia

**Secretary:** Carrie Chicken

**Members at Large:** Beatrice Reiss/  
Steve Kuhn

**Past President:** Dan Fortier

**Program Coordinator:**

Patricia Ratzlaff

# ***Focus on Continuing Education***

## ***Intern Clinic Presentations March 11th and 18th***

Our newly designated interns (ALL 29 trainees completed and passed their final exam with GreenSchool!) will be presenting their research results to the question they were given at their recent Answer Clinic orientation. Come support them while learning about the new topics/questions put together by the Clinic leads. All questions were drawn from the GreenSchool text, PNW Gardener's Handbook. The interns were taught how to use appropriate resources for research, starting with the WSU HortSense and PestSense websites. Sitting on the presentations counts as Continuing Education, while also giving our veterans an opportunity to become familiar with the incoming class members.

## ***Tool Maintenance, Revisited***

You've heard of Tim "The Toolman" Taylor? Well, YCMG has our own Rick "The Toolman" Russell. Rick recently taught at one of our Enrichment Series classes, repeating a Demonstration Garden class on garden tool maintenance he has led a couple times. Everything from pruners to shovels was covered, including cleaning, sharpening, and lubricating. He's a natural! (Photos by **Angela Galbreath**)



## ***Looking for Continuing Education?***

### Local Resources:

- \* **Arboretum Classes**
- \* **In-person labs for trainees** (and veterans): March 11th & 18th
- \* Upcoming **Demonstration Garden classes**: TBA

### Online Resources:

- \* **Evergreen Thumb Podcast** (WSU Master Gardeners)
- \* **WSU Extension Master Gardeners Virtual AEC** (recordings available online until 2/6/26)
- \* **Oregon State University** (Free webinars the 2nd Tuesday of each month at noon) Click [here](#).
- \* **Oregon State University MG Short Course Series** (some free, most have a low cost). Click [here](#).
- \* **Cowlitz County Master Gardeners Online classes** [here](#). Most Tuesdays at noon.
- \* **From Roots to Results: Exploring the Cooperative Extensions Role and Impact**. Click [here](#)



## ***Pressed Flower Enthusiasts!***

Join us in creating greeting cards with pressed flowers, herbs, and more. Bring your pressed, dried material and share. All other materials are provided and take home what you make! **Wednesday, March 25, 9am-Noon.**

This event is regarded as a social, no GivePulse credit available, but there will be snacks!

Please RSVP and then come anytime, leave anytime.

11302 Sara Loop, Yakima, 98908

**Debbie Sundlee** [sundlee4@gmail.com](mailto:sundlee4@gmail.com)

**Mary Kearney** [mkearney1960@hotmail.com](mailto:mkearney1960@hotmail.com)

# ***Clods of Dirt***

## ***Grapevine pruning at the Ahtanum Park Garden***

**Mary Kearney** is leading a session on pruning grapes. Happening Saturday March 7th at 11 am, it should take us about 2 hours including cleanup. Anyone interested in learning the basics are invited to participate. Bring your sharp hand pruners, gloves and dress for the weather. Interns are welcome! Your questions are welcome...just email Mary at

[mkearney1960@hotmail.com](mailto:mkearney1960@hotmail.com).



Grape pruning in 2023.

## ***Seed Saving Class 2026***



Emeritus Master Gardener and our vegetable guru, **Phyllis Pugnetti**, taught a full house about the science, the strategy, and the success of seed saving. This was her last class, but not OUR last class, as she is retiring from leading the seed library. (Photo by **Kelly K**)



**Darrell** is locked and loaded with his Bug-a-Salt blaster as he shoots a blast of salt at bugs! Those Greenhouse bugs had better beware!! (Photo by **Kelly K**)

## News from the Answer Clinic

We are happy to announce that we have begun Intern Orientation with a new approach, new processes, and updated paperwork.

Focus areas included:

- A shared plant diagnosis approach and terminology.
- WSU resource use (Hortsense, Pestsense, Gardening Publications, Pesticide Information, plus the PNW Insect, Plant Diseases, and Weed Handbooks).
- Microscope use and photography.
- Gathering client information, questions to ask, and the formation of a thoughtful, science-based response. We do not encourage a quick in-the-moment answer.

Intern questions are now based on the chapters in the GreenSchool's Pacific Northwest Gardener's Handbook.

For any MG Veteran who is interested:

You are invited to join our team. Attend our monthly meetings on the last Thursday of every month at the Extension Building from 1:30-3:00 pm. Sign up for a shift in the 2nd position where we are happy to provide you with updated training under another veteran who has more experience.

~Co-leads **Kim Foster**, **Andrea Altmayer**, and **Kathy Paulson**

## Answer Clinic



The Youth team painted their Arborfest murals in February! Join us at Arborfest on Saturday, April 11th. Sign ups to open soon! A great way for Interns to get Youth hours on a Saturday! Pictured is **Jenny Harris**, Youth Outreach co-lead. (Photo by **Kelly Klingman**)

## Youth Team

Spring is right around the corner and so is the Mother's Day hanging basket event! We'll plant beautiful baskets, and then nestle them into the greenhouse for several weeks of TLC before they go home.

**Who:** Active, Emeritus, and Trainee/Intern Master Gardeners and their families.

Bring your young relatives (children, grands, nephews & nieces) and we will help them plant a beautiful basket for their moms!! Then we'll water and care for them until it's time to pick them up for Mother's Day!

**When:** March 21st from 9:00am until 11:00am

**Where:** Master Gardener Greenhouse

**Cost:** free

Pick up date is TBD (late April).

**Contact:** Michelle Murphy [eriganzzz@gmail.com](mailto:eriganzzz@gmail.com) to reserve your spot. There are only 25 baskets available. RSVP Required! (Unfortunately we aren't able to include family friends)




# *Trainees 2026*

Trainees from the Class of 2026 are a proactive group. They have been meeting on Thursday evenings at Starbucks on Summitview to discuss the chapters, quizzes and relate the concepts to our own gardens and farms. They have such a good time visiting and swapping ideas and experiences. They admit that it sure has been nice to have a group of new friends to share this learning experience with! The support felt is invaluable. Everyone brings their strengths and helps each other feel a sense of belonging and accomplishment in the process. It's a great group!

*~Julie Rust*



Left to Right: *Julie Rust, Susan Martin, Christina Nyirati, PJ McGrath, Tom Schiffner, Carol Baldrige (Photos by Julie R.)*



# *Floribunda: Pruning Roses*

by Carol Barany

If it weren't for all those wicked thorns, roses would be among the easiest shrubs to prune. Yet it seems that nothing about horticulture scares a new gardener more than pruning roses.

While the end result of proper pruning can look a lot like the worst haircut you ever had, the health of the rose depends on it. Roses are tougher than you think, and will grow out of a hard pruning just like you grew out of that haircut. You'll be removing dead twigs and branches as well as weak, damaged growth that's useless and unproductive. Pruning improves air circulation, which can help prevent pests and diseases. It also creates a more attractive, vase-shaped form from a mess of brambles.

Arm yourself with thick gloves long enough to protect your forearms, hand pruners, and loppers. Old wisdom advises to prune roses when the forsythia blooms, which could be in the next few weeks.

Start by removing the dead, damaged, or diseased canes. Some roses color-code their canes to make this easier. The red canes are the youngest and most vigorous. Keep those. The green ones are more than a year old, but still have life in them. The canes that should be removed are gray or a dead shade of brown. These are the least likely to be productive. Cut them back to crown level, and try not to leave any stubs. Next, look for the disorderly canes, the ones crossing or rubbing other canes or growing into the center of the plant. Removing them allows light and air into a plant.

Now stand back and decide how much wood you want to remove. It could be anywhere from one-third to one-half, leaving healthy canes from 12-24" long, **BUT THERE IS NO HARD AND FAST RULE.** Higher pruning will result in more flowers earlier, while pruning lower yields fewer, but larger flowers on longer stems later in the season. However, you can't change a rose's distinctive growth habit. If you severely prune a "too tall" rose in an attempt to keep it shorter, it will refuse to bloom until it reaches its preferred height.

Cuts should be made about 1/4 inch above an outward-facing bud at a 45-degree angle. As they break dormancy, these buds become swollen and red in color. Exhibitors growing roses for show often pinch



out all the buds except one per stem, which encourages maximum flower size.

If borers are a problem in your garden, dab white glue on the cut surfaces to seal them.

Cutting above an outward-facing bud forces growth up and away from the center of the plant, improving air circulation. After you cut, examine the pithy tissue in the cane's center. Is it white and healthy, clear through? If not, cut back farther until you find it.

Suckers are vigorous canes growing from the rootstock below the graft union on grafted roses. Cut these off to the main stem, even if you have to dig away some soil to get to them.

**HYBRID TEAS AND GRANDIFLORAS** Keep the thickest green canes evenly spaced around the bush. Prune out all canes with diameters less than a pencil width and old, brown canes that tend to be less productive. A new hybrid tea should have three to five canes left, while up to ten can remain on established teas and grandifloras.

**FLORIBUNDAS AND POLYANTHAS** Leave six to eight main canes, and remove most of the twiggy growth in the center of the bush. Compared to hybrid teas and grandifloras, you can leave more minor branches, especially toward the top of the plant. Prune the remaining canes to give the plant a rounded shape.

**CLIMBING ROSES** Don't prune any climber, except to remove dead or broken branches, for two or three years. That's enough time for the plant to

*(continued on next page)*

# ***Clods of Dirt***

*(Floribunda continued from previous page)*

develop strong branches that can produce flowers for many years. Each year, cut an old cane or two to ground level to permit the development of new canes. If canes are trained to grow along a horizontal plane, flowering will occur along the entire length of the cane as opposed to simply at the ends of the cane.

**SHRUB ROSES** Modern shrub roses require minimal maintenance. Just prune out any winter-damaged stems and weak growth. Occasionally, thick, older canes should be removed to allow room for younger, more vigorous ones.

It would be easier to understand rose pruning if we had an actual rose bush in front of us to work on. The next best thing is watching a video. There are many no-nonsense tutorials by Paul Zimmerman, a frequent speaker on all things roses at Seattle's Northwest Flower and Garden Show, on YouTube. Check them out and prune with confidence.

## ***Many Thanks!***

*Sue Schauer* wishes to express her heartfelt thanks to all who sent well wishes following her recent surgery. They were much appreciated.

## **Guiding Principles**

**Act Respectfully**

Lead Supportively

**Adaptability**

Work Together

**Always Learning**

Emphasize Quality

**Communicate Effectively**

Be Honest

**Take Responsibility**

## ***Program Meeting***

**Wednesday March 18th @ 11:00**

**at the Red Barn**

**(Note the time change)**

***Owning plants***

***isn't hoarding.***

***It's hoardiculture.***

***Totally different***

***thing.***

## ***Happy Birthday!!***

3/9 Sue Schauer

3/15 Gary Cooper

3/17 Shelly Oshie

3/21 PJ McGrath

3/28 Diana Pieti

3/30 Pam DeLaRosa

## ***Help Wanted***

A person is needed to mail a hardcopy of the monthly newsletter to one Master Gardener. Responsibilities include either printing the newsletter at home or picking up printed copies at the Extension office and then mailing them to the members. Cost of postage is reimbursable. Contact Julie at (530)209-4329 or email at [jbhunziker@gmail.com](mailto:jbhunziker@gmail.com).

*WSU Extension programs and employment are available to all without discrimination. Evidence of noncompliance may be reported through your local WSU Extension Office.*

# ***Trainee Spotlight 2026***



A Yakima resident of 49 years, **Andrea Jimenez** currently works at a nonprofit pharmacy as a certified pharmacy technician. Her interest in gardening spans her entire life as her family has always had a garden, containing both flowers and produce. She loves to share both with her family and friends. Her interest in becoming a Master Gardener was sparked when she first learned about the program and how it would increase her knowledge of gardening. She also liked how the program engages in community events and provides opportunities to volunteer in the area. At home, Andrea enjoys outdoor activities such as hiking, swimming, growing flowers, including flowering trees, tending her vegetable garden, as well as indoor plants. She has three rescue dogs, which she takes on adventures, as well as a number of family and friends in the state.

**Connie Mey**, has been a resident of Yakima County for 24 years. Before retiring, she worked for EPIC Head Start as Program Manager for the Birth to 3rd Grade group. Meanwhile, she has had an interest in gardening for years and years, with her primary interest being pollinators, greenhouses, food sources, and permaculture. She was spurred on to become a Master Gardener by her interest in the subject and the fact that she is a life long learner. Outside of gardening, her interests lie in sewing, specifically quilting, and interior design. Although widowed, she has five adult children who keep her occupied. As per the norm, her spoiled cat demands and receives much attention.



## ***A Friendly Reminder :***

Please be sure and wear your name badge and wear appropriate clothing now and in this coming year while volunteering. Work clothes for the gardens and greenhouse and business casual when speaking or at the clinic. Please do not wear any political garments, hats, or pins. When serving the public, it can cause a distraction from our mission of sharing horticulture information with the community.

## ***Directory Time!!***

The new 2026 MG directory is at the printer. Expected availability is this week! Thank you Rhonda and the review team for working so hard on this huge project.

## ***Thank You!***

A shout-out goes to our Program Coordinator, Patty Ratzlaff, for putting together all the details and statistics for our awards ceremony; to Rick Russell, Foundation President, in presenting the “Hour” awards, to Steve Kuhn for taking photos of award winners, and to Debra Kroon working behind the scenes updating the various pins.


Same for me plant, same.



# Greenhouse Activities

**Perennials:** 22,156 plugs transplanted; 22 different varieties


(All photos by Kelly K)



**Annuals:** Filling pots with soil, sowing brightly colored seeds, potting plugs.



**Herbs:** Genovese Basil is looking good!




# More Greenhouse Activities

## Hanging Baskets: Time to grow! And grow! And grow!



## Veggies: Labeling thousands of pots, awesome team, seeding peppers.



## Arts: They're busy 24/7/364.



# GivePulse Tip of the Month

by Julie Hunziker

It's a new year, a new view, and lots of activity going on! As things have ramped up in the greenhouse (Yay!!), the GivePulse team is reminding you to slow down and not hurry in entering your impacts. Check your work...Is your event correct? Is your time correct? AM? PM? If you can't find your category, such as "School Programs," go back a step to find an event that may be a better fit.



To Access Give Pulse on your computer, go to:

<http://wsu.givepulse.com/group/453187-WSU-Yakima-County-Master-Gardeners>

Click on the link, then bookmark it on your computer, tablet, or phone.

## Reflections of the month:

*"Disassemble white plastic mini blinds, cut into 6" stakes for use by Vegetable Team as markers. Estimated several thousand. Already gave several hundred to Annual Team on Tuesday 02/24/2026. listed under Program Support/Work before, during, or after plant sale.*

*"I love the smell of potting soil in the morning!" listed under Program Support/Work in the Greenhouse.*

**Why be timely in entering your impacts? In case of injury claim, L&I needs a record of our activity/work. Also, when applying for grants, our hours matter.**

## Program Priority Focus: Local Food

The Extension Master Gardener Volunteer Program promotes the use of sustainable techniques for growing local food to improve individual and community health and wellness.

- Start Small: Begin with a few easy-to-grow crops like tomatoes, lettuce, or herbs. This will help you gain confidence & experience.
- Choose the right location: 6-8 hours of sunlight daily
- Prepare the soil: Enrich your soil with compost or organic matter to provide essential nutrients and improve drainage.
- Water wisely: Water your plants deeply but less frequently to encourage strong root growth. Avoid overwatering.
- Use Mulch: Mulch helps retain soil moisture, suppress weeds, and regulate soil temperature.
- Rotate crops: Change the location of your crops each season to prevent soil depletion and reduce pest and disease problems
- Pest Control: Use natural pest control methods like companion planting, neem oil, or introducing beneficial insects.
- Harvest Regularly: Pick your produce when it's ripe to encourage more growth and enjoy the freshest flavors.
- Share Extra Produce: Consider donating extra produce to your local food bank and sharing with neighbors.
- Attend Classes: Extension Master Gardeners host gardening classes and workshops



## ***Master Gardener Venue Work Seasons***

	Jan	Feb	March	April	May	June	July	Aug	Sept	Oct	Nov	Dec
<b>Enrichment Classes at Red Barn</b>												
<b>Greenschool</b>												
<b>Classes in the Gardens</b>												
<b>Answer/Plant Clinic</b>												
<b>Demonstration Gardens</b>												
<b>Ahtanum Park Garden</b>												
<b>Heirloom</b>												
<b>Kamiakin</b>												
<b>WVFG</b>												
<b>Greenhouse</b>												
<b>Annuals</b>												
<b>Arts</b>												
<b>Hanging Baskets</b>												
<b>Herbs</b>												
<b>Perennials</b>												
<b>Vegetables</b>												

## ***Program Requirement Reminder***

### ***Interns/Trainees:***

- \* **GreenSchool** online quizzes/final exam (80% average on all quizzes, 80% on final)
- \* **Labs:** Attend 5 of 6 in-person labs (make-up classes arranged through Program Coordinator)
- \* **5 -10 minute presentation on a Plant Clinic question**
- \* **40 hours of Volunteer work with the following breakdown:**
  - **Answer/Plant Clinic:** 15 hours plus Clinic Question answered
  - **Greenhouse:** 10 hours
  - **Demonstration Gardens:** 10 hours (at least one hour in each of 3 gardens)
  - **Youth Team:** 5 hours
- \* **Record all Volunteer time in online tracking system: GivePulse**

### ***Veterans:***

- \* **Continuing Education:** 10 hours
- \* **Volunteer Hours:** 25 hours

### ***Emeritus:***

- \* **Continuing Education:** 5 hours
- \* **Volunteer Hours:** 1 hour

# **Yakima County MG Leaders**

**Answer/Plant Clinic:** Andrea Altmayer/Kim Foster/Kathy Paulson

**Greenhouse:** Camille Smith/Kelli Barton

**Annuals:** Lorie Harrison/Camille Smith

**Perennials:** Carol Barany/Melody Westmoreland

**Herbs:** Diana Pieti/Diane Berthon

**Hanging Baskets:** Mary Hewitt/Shelly Oshie

**Vegetables:** Don Flyckt/Beatrice Reiss /Kelly Klingman

**Art:** Jenny Mansfield/Debbie Sundlee

**Plant Sale:** Laura Willet, Reggie Sanderson

**Demonstration Gardens:**

**Ahtanum:** Sue Schauer/Kelli Barton

**Classes:** Annette Olson/Sue Schauer

**Heirloom Garden:** Sally Mayo/Reggie Sanderson/Sarah Judd

**West Valley:** Camille Smith/Kelli Barton/John Strong

**Youth Program:** Kelly Klingman/Jennifer Harris

**Writer's Guild/Speaker's Bureau:** Carol Barany/Melody Westmoreland/Debra Kroon

**Publications:** Julie Hunziker/Debra Kroon/Rhonda Gardinier/Steve Kuhn

**Social Media:** Kelly Klingman

**Garden Tour:** Jenny Mansfield/Lucy Stevens/ Barbara Schmitt

**Facilities:** Reggie Sanderson/Mary Kearney

**Advisory Board:** Debra Kroon/John Strong/Melody Westmoreland/Barbara Schmitt

**Mentor Team:** Debra Kroon/Melody Westmoreland/Julie Hunziker

## ***Yakima County Master Gardener Garden Locations***

**Ahtanum Park Garden:**

1000 Ahtanum Road, Union Gap  
(by Red Barn)

**Heirloom Garden:**

1522 South 18th Avenue, Yakima  
(just south of the greenhouses)

**West Valley Food Garden:**

602 South 123rd Ave, Yakima

**Kamiakin Gardens:**

1020 Fort Road, Toppenish

## ***MG Program Priorities***

***Local Food***

***Pollinators***

***Wildfire Preparedness***

***Water Conservation***

***Clean Water***

***Climate Change***

***Nearby Nature***

***Plant Biodiversity***

***Soil Health***

***Newsletter submissions are due on the 25th of each month. Please send to Julie at [jbhunziker@gmail.com](mailto:jbhunziker@gmail.com). Texting photos (portrait format preferred) and brief descriptions are fine, as well: (530)209-4329. Please include your name so that credit can be given to the source.***

### ***Master Gardener Mission Statement:***

***"Engaging university-trained volunteers to empower and sustain communities with relevant, unbiased, research-based horticulture and environmental stewardship education."***



# March 2026

Sun	Mon	Tue	Wed	Thu	Fri	Sat
1 Yakima Herald Article	2 Perennials 9-11 Answer Clinic 9-12/1-4	3 Annuals 9-11	4 Answer Clinic 9-12/1-4	5 Herbs 9-11 Baskets 9-11	6 Veggies Art Team 9-12 Answer Clinic 9-12/1-4	7 Grape Pruning 11 am @ Ahtanum Demonstration Garden
8 Yakima Herald Article	9 Perennials 9-11 Answer Clinic 9-12/1-4	10 Annuals 9-11	11 Answer Clinic 9-12/1-4 Intern Presentations @ Extension 12-2:30	12 Herbs 9-11 Baskets 9-11	13 Veggies 9-11 Art Team 9-12 Answer Clinic 9-12/1-4	14
15 Yakima Herald Article	16 Perennials 9-11 Answer Clinic 9-12/1-4	17 Annuals 9-11	18 Answer Clinic Program Mtg @ 11:00 Plant Sale Mtg Intern Presentations @ Red Barn 12-2:30	19 Herbs 9-11 Baskets 9-11	20 Veggies 8-11 Art 8-11 Answer Clinic	21 Mother's Day Baskets 9-11 @ Greenhouse
22 Yakima Herald Article	23 Perennials 8-11 Answer Clinic 9-12/1-4	24 Annuals 8-11	25 Answer Clinic 9-12/1-4	26 Herbs 8-11 Baskets 8-11 Answer Clinic Meeting @ Ext 1:30-3	27 Veggies 8-11 Art Team 8-11 Answer Clinic 9-12/1-4	28
29 Yakima Herald Article	30 Perennials 8-11 Answer Clinic 9-12/1-4	31 Annuals 8-11				



Persons with disabilities who require alternative means for communication or program information or reasonable accommodation need to contact: WSU Extension/2403 South 18th Street/Union Gap, WA 98903/509-574-1600.

For accommodation please call at least two weeks prior to the event. WSU Extension programs and employment are available to all without discrimination.

Evidence of noncompliance may be reported through your local Extension office.